

eurodesk

# EURO WORKING

A guide for young people who want to have a work experience abroad




# SUMMARY


## ATTRIBUTIONS

Published by **Eurodesk Brussels Link**.

**Editors:**  
Audrey Frith  
Grazia Cannarsa



**Designer:**  
Mónica Delgado



**Contributor:**  
Zsolt Marton

A special thanks to **Eurodesk France** for inspiring this publication.

Copyright Eurodesk 2021.

### Photos:

(Cover and pg. 23) Anna-Shvets / Pexels  
Element5 digital (pg.4), Canva Studio (pg.4) Natasha Kasim (pg.5), RFstudio (pg.7) Pexels. Myleon (pg.8), Brooke Cagle (pg.9), Thomas-Grillmair (pg.9), Zoe Schaeffer (pg.9) Unsplash. Stefan Stefancik (pg.10) Unsplash, Tim Douglas (pg.11) Pexels, Andrea Piacquadio (pg.11, pg.16) Pexels Annie Spratt (pg.11) Unsplash, Samson Katt (pg.12) Pexels, Ketan Rajput (pg.13) Unsplash. Natasha Ivanchikhina (pg.13) Priscilla Du Preez (pg.13, pg.23, pg.25) Fredi Gyofbyn (pg.14) all from Unsplash. Fauxels (pg.15), Andre Moura (pg.16), Mael Balland (pg.18), Keira Burton (pg.20, pg.22), Karolina Grabowska (pg.21), Natasha Hall (pg.23), Daniel Thomas (pg.24).

- 1 About the publication - 4
- 2 About Eurodesk - 4
- 3 Discover the various opportunities out there waiting for you - 5
  - Clarify your goals - 5
  - Seek support and information - 5
    - » Support services - 6
    - » Information portals - 6
  - Types of opportunities - 7
    - » Permanent Job - 7
    - » Seasonal work - 9
    - » Internship - 10
    - » Work exchange programme + Au pair - 12
    - » Entrepreneurship - 14
- 4 Employment in Europe: different realities - 16
  - Languages - 16
  - National differences: some elements to consider - 17
- 5 Get ready to go! - 20
  - Tips for writing your CV - 20
  - Golden steps to apply - 21
  - All those administrative things you need to plan ahead - 24



Working abroad is tempting you but you do not know where to start? This brochure is here for you. It will present you with various ways of living a work experience abroad.



## ABOUT THE PUBLICATION

Thanks to your EU citizenship, you can work and live anywhere in Europe without needing a work permit! Free movement of workers is a fundamental principle of the EU. Concretely, it means you can volunteer in Iceland, work in a hotel in Mallorca or in a Bulgarian ski resort.

Today, 17 million of EU citizens are living or working abroad. Their reasons are diverse, some are looking for better employment prospects, new adventures or getting closer to their loved ones. Whatever the reason, having an experience abroad can really boost your professional and personal development. Most employers highly value international experiences!

## ABOUT EURODESK

**Eurodesk** is a European youth information network created in 1990. As a support organisation to Erasmus+, we make information on learning mobility comprehensive and accessible to young people and those who work with them.

With a network of 38 Eurodesk Centres connected to over 1600 local information providers in 36 European countries, Eurodesk raises awareness on European opportunities and encourages young people to become active citizens.



# DISCOVER

## THE VARIOUS OPPORTUNITIES OUT THERE WAITING FOR YOU!

### CLARIFY YOUR GOALS



Going to work abroad is not a trivial matter. Take some time to reflect on your motivation by answering the following questions. The answers will allow you to better build your mobility project.

- Why? What are the benefits & obstacles?
- When and for how long?
- Which country (culture, language, labour market...)?
- What are your objectives during and after (be more employable, gap year...)?
- What are your priorities (earn money, develop skills, discover a country, etc.)?
- What are your strengths, qualifications and language skills?

### SEEK SUPPORT & INFORMATION

If you are considering going abroad for a work experience, there are plenty of private companies who will propose to organise your trip, accommodation and placement at a company. This will come at a cost, and you will have to make sure to check the quality of the service before embarking in such programmes. This is the easy solution, but not the only one!

We recommend that you first seek advice from specialised and free services provided by your local and national governments and by the EU. This can be the international department of the employment agency, Eurodesk or Eures for example. They will direct you to different available opportunities. In some cases, instead of paying, you will end up receiving financial support for your project!



## EUROPEAN INFORMATION & SUPPORT SERVICES



### EURES

Eures is a European cooperation network of employment services, designed to facilitate the free movement of workers. The network aims to ensure that European citizens can benefit from the same opportunities, despite language barriers, cultural differences, bureaucratic challenges, diverse employment laws and a lack of recognition of educational certificates across Europe.

<https://ec.europa.eu/eures> ←

### EUROGUIDANCE

Euroguidance is a European network of national resource and information centres for guidance in 34 European countries. Its main target group consists of guidance practitioners in education and employment, among them professionals who provide information and guidance on international learning mobility to end-users seeking studying and training opportunities abroad. Check who is the Euroguidance contact person in your country!

<https://www.euroguidance.eu> ←

### EURODESK

Eurodesk is a European youth information network that raises awareness on European opportunities and encourages young people to become active citizens. Eurodesk federates over 1600 local youth information providers, so-called multipliers that are regional or local organisations working with young people, delivering youth information and advising young people on mobility opportunities.

Check the map to find us:  
<https://map.eurodesk.eu> ←

## INFORMATION PORTALS



1. **EURES Portal** - find job opportunities, country information, recruitment events through the European (Online) Job Days and tips on finding a job abroad.



2. **European Youth Portal** find European and country level information about opportunities and initiatives that are of interest to young people who are living, learning and working in Europe.



3. **Your Europe** - find all the information you need about your rights and duties when living in a different country. If you are studying, working or still looking for a job, there are things you need to do when you move to a different country.



## TYPES of OPPORTUNITIES



There are different types of opportunities to work abroad. For each of them, you will see interesting sources of information and tips.

### 1) PERMANENT JOB



If you are looking for a job abroad, several specialised websites are part of international groups with a presence in other countries and continents. Visit those in the country of your choice or use your favourite search engine to look for jobs in the local language.

The European Commission encourages mobility, on the EURES Portal, you will find all the information you need such as job opportunities, information on the destination countries, tips for preparing your experience as well as guidance services. There are currently over 2 million jobs waiting for you!

### USEFUL LINKS:

4. **European Job Days**



5. **Finding a job in Europe** a guide for jobseekers



  
*Your goal is to work in a particular country?*

A good option is to start by looking for an internship opportunity to know the country, build a network and search for a job on the spot. On the Eurodesk Opportunity Finder, you will find opportunities for work placements and traineeships for researchers, engineers, etc.



## EURES TARGETED MOBILITY SCHEME (TMS)

**WHAT?** EU Programme promoting the mobility of jobseekers

**WHY?** Enhance your professional skills and receive tailor-made recruitment, matching and placement support.

**FOR WHOM?** All jobseekers from 18 years old from any of the EU countries + Iceland and Norway. The qualification level is not a criteria to access this programme, it can be both high and low qualification.

**TO GO WHERE?** Any of the EU countries + Iceland and Norway (EFTA/EEA countries)

**WHEN / HOW LONG?** Apprenticeships can last 6 months and traineeships 3 months.

**WHAT FINANCIAL SUPPORT?** Financial support varies according to the type of opportunity and the country where you will be staying. Language courses, recognition of qualifications, travel and subsistence expenses could be financed.

### WHERE TO GET SUPPORT/ INFORMATION?

#### 1. National contact points:



#### 2. Eures TMS:




## 2) SEASONAL WORK



One of the biggest rewards a holiday job can give you is experience, especially if you are a student. Even if the work isn't anything like what you want to do in the future, you will learn the basics of what's expected in the world of work and how to deal with other people in a professional environment. Basically, it's a different way to get experience and gain money according to your availability and what you would like to do.

In "normal times", there is usually a big selection of jobs from gardening, babysitting, helping in restaurants, cooking, shops, baywatching, travel guiding, harvesting and much more. For summer or winter holidays, and even for short breaks, there are different options. You can work in hotels, restaurants, bars or even pick fruits in summer. Make sure you check the legal conditions before you go.



### INTERESTING LINKS:

#### 3. Season Workers



#### 4. Summer jobs in Europe & the world



#### 5. Eures Portal



### 3) INTERNSHIP

There are various opportunities to do an internship abroad. It can help you improve your personal and professional skills which will be highly valued by future employers. It's an opportunity to boost your CV, your confidence and skills (language, communication, intercultural skills...), meet new friends and live a new adventure abroad.

If you are a student, the Erasmus+ programme offers opportunities to do an internship during or just after your studies. You can also apply for traineeships at EU institutions and international agencies, a great boost in your career and a key entry door to find a job in those bodies.

#### INTERESTING LINKS

##### 1. EU Career Portal (EPSO)



##### 2. UN Career Portal



##### 3. Eurodesk Opportunity Finder



##### 4. Erasmus Intern Portal (ESN)



#### WHAT ABOUT AN EU OR INTERNATIONAL INTERNSHIP?

The European Union and International bodies such as the UN regularly offer traineeship opportunities. You could have a highly valued experience around the World! Those traineeships are usually paid between 1000-2000 EUR, depending on the institution. You have to check the recruitment processes for each of those institutions. For example, the EU selects trainees for its "Blue-book" twice per year.



### ERASMUS+ TRAINEESHIPS

**WHAT** Accredited higher education institutions can send their students abroad for work placements, internships or apprenticeships.

#### FOR WHOM

- Students currently enrolled in higher education institutions
- Recent graduates

**TO GO WHERE** You can go to one of the Erasmus+ Programme Countries (EU + North Macedonia, Iceland, Liechtenstein, Norway, Serbia and Turkey).

**WHEN / HOW LONG** From 2 months to 12 months (that take place within 1 year after graduation from a European educational institution). You can benefit from an exchange abroad with Erasmus+ multiple times, either as a student or as a trainee, but your total time abroad may not exceed 12 months within one cycle of study.

#### WHAT FINANCIAL SUPPORT

The grant amount depends on the living costs of the country where the traineeship takes place (from 200 to 600 EUR per month + transport). A top up amount is available for students with fewer opportunities and those coming from outermost regions and overseas countries and territories.

**WHERE TO GET SUPPORT/ INFORMATION** For all info on how to apply please get in touch with your higher education institution. For further support you can also contact the Erasmus+ National Agency in your country.



## 4) WORK EXCHANGE PROGRAMME

Instead of receiving a salary, a work exchange is an opportunity to trade one service for another, gain unique work experiences, and have a meaningful gap year on a budget. It's a great opportunity if your goal is also to travel all over the world. It offers an alternative way of arranging homestays and cultural exchange and connecting with other people, exploring new cultures and way of living.

In most cases, you will have to pay for your travel but accommodation and food will be provided and sometimes other benefits such as free Internet use, horse riding, kayaking, bikes, local sight-seeing trips, yoga or English lessons, etc. Make sure to carefully check the requirements before committing as you could be working quite a lot during the week. A good tip is to travel before or after the experience.

### USEFUL LINKS:

#### 1.WWOOF



#### 2.Work Away



#### 3.Anywork Anywhere



#### 4.Mind My House



#### 5.HelpStay



#### 6.Help Exchange



## 5) AU PAIR

Au pairs take care of the children in a family and may also be expected to help with household chores. In return, the family offers full-board accommodation and some spending money. You can choose how long you want your experience to be, a couple of months, over the summer or even up to a year or more. You'll have social security and health cover but will usually have to pay travel costs yourself. Different websites propose au pair opportunities. Make sure to check the conditions before you sign up!

Au pair is a great opportunity to gain work and life experience in another country, and learn the language. It's usually open to young people between the ages of 18 and 30 years old, depending on the programme. You can go all over the world! It depends on what country you come from and on the laws and immigration rules of the various host countries you would like to go to.

### USEFUL LINKS:

#### 7.Au Pair world – world-wide au pair database




#### 8.Find Au Pair – matching au pairs and families from around the world, discussion forum, visa information and links to agencies.



#### 9.International Au Pair Association – access to organisations active in all aspects of au pair and cultural exchange programmes.

For further support and advice you can also contact Eurodesk in your country: <https://map.eurodesk.eu>





## 6) ENTREPRENEURSHIP

Want to see for yourself what it's like to be an entrepreneur in another EU country? As an EU citizen you are entitled to set up your own business in any EU country, Iceland, Norway or Liechtenstein. You can also set up a subsidiary branch of an existing EU-based business that is already registered in one EU country.

There are different EU funds available for startup businesses. To find out which one meets your needs, as well as information on support and resources, visit the Startup Europe Club.

For new or aspiring entrepreneurs, the Erasmus for Young Entrepreneurs is meant for you. You can get tips and tricks from an experienced entrepreneur for six months and watch your business flourish.

## ERASMUS FOR YOUNG ENTREPRENEURS

**WHAT?** EU Programme promoting the mobility of jobseekers.

**FOR WHOM?** New (business of less than 3 years) or aspiring entrepreneurs.

**TO GO WHERE?** In another EU Member State or participating countries (Albania, Armenia, Bosnia-Herzegovina, North Macedonia, Iceland, Kosovo, Montenegro, Moldova, Serbia, Turkey, the UK and Ukraine.

**HOW LONG?** The exchange can last between 1 and 6 months.

**WHAT FINANCIAL SUPPORT**  
The financial support for the contribution of the travel and subsistence costs during the visit depends on the country chosen for the exchange.

**WHERE TO GET SUPPORT/ INFORMATION** You need to get in touch with your national contact point. A list is available on the programme website:

<https://www.erasmus-entrepreneurs.eu>



### INTERESTING LINKS:

1. Erasmus for Young Entrepreneurs



2. 'Your Europe' start-ups portal



3. 'Your Europe' business portal



4. Women entrepreneurship gateway



5. Startup Europe Club







# EMPLOYMENT IN EUROPE

## different realities



Working and living abroad requires some preparation. The more you anticipate, the better. Get familiar with the host country culture, language, work and health systems... and be strategic about the country you pick for your work experience.

### LANGUAGES



It will be easier to get a qualified job if you master the language of the host country or at least English and if you have a qualification for a job that is open to the world. Other work opportunities are still available even if you do not speak the languages, so don't worry. Take this into consideration and take this opportunity to practice or learn a language!

### PRACTICE, PRACTICE, PRACTICE

Before you go abroad, make sure to get familiar with the host language. You can watch movies for example, take free courses, download an app, etc. If you prefer to learn with another person, there are online tools that put you in touch with other people! These are some examples:

- [www.polyglotclub.com](http://www.polyglotclub.com)
- [www.meetup.com](http://www.meetup.com)
- [www.memrise.com](http://www.memrise.com)
- [www.busuu.com](http://www.busuu.com)
- [www.tandem.net](http://www.tandem.net)

### GET A CERTIFICATE

A language certificate can attest to your level and support your application, think about it! The most well-known tests are the TOEIC, IELTS or the Cambridge exams for English, the DELE for Spanish and the Goethe-Zertifikat for German but there are others.



### IF YOU DO NOT SPEAK THE LANGUAGE AT ALL

You don't need to be bilingual to do cleaning, dish-washing, or to pick up fruits and vegetables. The selection is primarily based on motivation and physical endurance. You could also propose your services in companies that will require your language skills. You could pick a country that uses the same language as your country.

### NATIONAL DIFFERENCES: SOME ELEMENTS TO CONSIDER

Make sure you consider national differences between countries, for example in recruitment

practices. Looking for a job in another country is much more than just translating your CV. Here are different elements to look at.

### WORK CONTRACTS AND WORK ENVIRONMENTS

A work contract is generally subject to the legislation of the host country, your working conditions (hours, remuneration, etc.) abroad may be more or less favourable as compared to your home country.

**HOURS WORKED PER WEEK IN EUROPE:** 40 hours on average, up to 48 hours in the UK.

**MINIMUM SALARY:** ranged from €332 per month in Bulgaria to €2.202 per month in Luxembourg. For other countries, check Eurostat:



**ORAL OR WRITTEN CONTRACT?** Contracts are not always written. In Bulgaria, a contract must be in writing before the employee takes up a job. In Malta, the employer has 8 days - compared to 2 months in Sweden and the United Kingdom - to give you your contract. Our advice: always ask for a written contract, it will

avoid any misunderstandings and will help you, in the event of a conflict, to ensure that your rights are respected. To avoid unpleasant surprises, prefer offers posted free of charge on the country's official employment sites and find out about living and working conditions in your host country at [www.ec.europa.eu/eures](http://www.ec.europa.eu/eures) You can also check with the national employment authority in your country.

### LIVING COSTS



One important thing you must consider while choosing to work abroad is the cost of living as they can greatly vary from one country to the next. Affordability, health care, safety, and entertainment are some of the most important areas to consider, especially if you are trying to save money.

If your budget is tight, you may want to compare the salary to the cost of living.

EURES gives an overview of the living costs in Europe. Check it out!



## JOB MARKETS

It will be more difficult to get a job in countries with higher unemployment. Look at the situation in the country before you pick one.

You should remember that there are considerable differences in job opportunities between regions and that the situation can change very quickly. So you should really do your research, one key resource being the EURES portal ("Living and Working" section).

### TODAY...

Four sectors are thriving due to the Corona crisis: health care, science and innovation, information technology and digital communication sectors.

For those looking for jobs in those fields, having a relevant diploma and mastering the local language will be a pre-condition. Search which country is looking for your speciality, you may be surprised!

### AFTER-COVID

Summer time is usually a good period to find a job, but some sectors also recruit throughout the year. For a short stay, these are sectors to consider... once the pandemic is over.

## TOURISM

Campings, holiday camps, sports camps, attraction parks and tourism offices... usually search for staff.

## RESTAURANTS AND HOTELS

That's the sector that recruits the most (in "normal times"), especially without experience. Bars, restaurants, youth hostels, hotels recruit bartenders, receptionists, cleaners, etc. to ensure the service.

## AGRICULTURE

Fond of nature? Search for the calendar of crops and go to pick vegetables and fruits abroad! Be aware that this experience is often very "conviviale" and intense physically (you could work 8 to 10 hours per day, 6 days a week). You could also work as a "woofer" abroad, you would receive lodging and food but you won't receive a salary.



# 10 TIPS TO GET

# A JOB ABROAD!

## PROSPECTION

- 1 ACTIVATE YOUR NETWORK** talk with your friends, teachers, neighbours... they could know someone working abroad who could support you.
- 2 TARGET SECTORS THAT RECRUIT** check trends online and make sure your language level is adequate.
- 3 TARGET COUNTRIES WITH LOWER UNEMPLOYMENT RATES** it's easier to find a job in countries with lower unemployment rates.
- 4 TAKE PART IN ONLINE JOB FAIRS AND FORUMS** such as the EURES Job Days to meet potential employers. If you are looking for a job in a restaurant or shop, just go and talk to owners... Don't forget to bring your CV with you.
- 5 CHECK AVAILABLE NATIONAL AND EU PROGRAMMES** you could receive support for your project!



## APPLICATION

- 6 PREPARE YOUR CV** based on the destination countries' practices. Give your contact details and availability. You can also use EUROPASS.
- 7 IF YOU DO NOT MASTER THE LANGUAGE** insist on your motivation and personality. Why not mention you will take language classes?
- 8 YOU DON'T KNOW YOUR LANGUAGE LEVEL?** don't panic, get a certificate or check the self-assessment grid of the Common European Framework of Reference for Languages <https://bit.ly/3r1mP6Z>
- 9 ADAPT YOUR CV TO THE JOB YOU TARGET** use the keywords of the company in your CV and explain your past experiences. If you don't have previous work experience, insist on your motivation and try to mobilise your network for support.
- 10 INSIST ON THE ADDED VALUE** of your application as compared to other young people from the country. What will you bring?



## GETTING READY

### WRITING YOUR CV TO CONVINCE EMPLOYERS



Each country can have a preferred format for recruitment processes, including the shape of the CVs. In order to facilitate your life, the EU has created a free online tool for you to create a Curriculum Vitae that is used across Europe, the **Europass**. Check the website to see how to make the best of this tool or contact your national Europass contact point.

Once you have a good CV, there are basic rules such as selecting a professional picture, describing your experiences in a way that is understandable by employers, writing a polite email when sending your CV and motivational letter. Make sure to read carefully the instructions, if you are requested to write a particular subject in the mail, do it, or you may be filtered out even before your CV is analysed.

It is important to use a language that employers will understand. If you mention that you have experience in communications, explain

how. Do you know how to write newsletters, press releases, web content...? What tools have you used? What competencies do you have (e.g. strong writing skills, public speaking). You have to be concrete and concise at the same time. A tip is to look at the company's website to see what keywords they use.

#### WHAT ARE COMPETENCES AND WHY DO THEY MATTER?

A competence is the ability to apply learning outcomes adequately in a defined context, for instance in a particular work environment. A competence is not limited to cognitive elements (e.g. you know everything about climate change), it also encompasses functional aspects (e.g. you know how to measure CO2 emissions with this particular instrument) as well as attitudes (e.g. you can work with teams). As the world is changing so fast, employers are looking more and more for soft skills (e.g. people who are flexible, who innovate).

### STAND OUT FROM THE CROWD

Using the right vocabulary and clear descriptions, your aim is to provide clarity on what you know and how you have applied it in past work situations. If you say that you have "event planning skills", it can mean different things - you have booked venues, contacted speakers, wrote methodologies, promoted the event on social media, etc. What exactly did you do? This will help the employer compare your past experiences with the job requirements. Ideally use the keywords from the job advert (e.g. if they mention "event planning" as a competence use this concept and explain what you did in that respect).

At the same time, your CV has to be concise. Use short sentences when describing your education and work backgrounds. It should be clear to employers within 15 seconds of reading your Europass CV why you may be a good match for their needs. Last but not least, check your CV once you have filled it in.



### GOLDEN STEPS

#### WHEN APPLYING FOR A JOB

Here are some golden rules when applying for a job...

#### BEFORE

- Read carefully the advert - is your profile matching?
- If you decide to go for it, check their website, social media channels, etc. Can you grasp their companies' goal, mission & values?
- Adapt your CV accordingly
- Write the letter (explain your motivation for this particular job/company and how your skills match).
- Show that you have done your research ;)
- Use a professional picture. Ask your friends to give their opinion.
- Clean up your social media profiles. What appears on search engines when you type your name?

#### WHEN APPLYING

- Write a polite and concise email when sending your CV and Cover Letter.
- Follow the instructions (e.g. if they request you to write a specific subject to the email).
- Save your CV and the job advert to future reference.

#### AFTER

- You can send a reminder one week after sending your application, unless the advert specifies that only short-listed candidates will be contacted.
- If you are not selected, despite the fact you had the profile, ask for feedback.
- If you are selected, time to prepare for the interview! Make sure to analyse the company even further to be prepared, prepare some questions or recommendations on the topic (e.g. if you apply as community manager, what do you think of their social media channels? what could be improved?).
- There is plenty of advice online.



# TIPS

EUROPEAN  
YOUTH PORTAL

# TO GET

# THAT JOB

Trying to get into the job market but unsure where to start looking? There are countless opportunities throughout Europe, check out how to find them right here!

## GET READY TO SEND YOUR APPLICATIONS

Looking for work can be a daunting task, but if you prepare before you apply it will seem easy! Before being hired by your employer-to-be make sure you've completed these steps to increase your employability.



1

### Tailor your CV to the position you want

Once you've found the job for you, sell yourself as best you can! For example, if you're applying for a position in journalism, show your creative side as much as possible in your experience. Generic CVs often miss what companies want for specific roles, so make sure yours is right for the job!

2

### Edit your social media

Keeping an up to date LinkedIn account can sometimes help with your applications, and your tweets can show your passion for the area you're applying to. Equally, if there is something you would rather an employer didn't see while considering your CV, it probably should be hidden. For more tips on how to make the most of your social media, have a look at this great article from EURES!

3

### Research the organisation

While you're waiting for a reply, research the organisation's current projects, and have suggestions on how you can improve them. This will show your interest and willingness to work for the company you're applying to!

4

### Contact and enquire

Don't be afraid to get in touch with the company and ask how your application is going, it will show interest and an eagerness to get started!

5

### Where to find work

Within your home country, you can always contact your local public employment service to find the right job for you.

If you're open to working further afield, check out the EURES European Job Mobility Portal and the **Euro-  
pean Job Days**: recruitment events bringing jobseekers and employers together. There you can find not only recruitment opportunities but also practical information and advice. If you're looking for a traineeship opportunity then pay a visit to the **Eurodesk Opportunity Finder**. All these resources are updated regularly, and show vacancies all over Europe!

Source: European Youth Portal





## ALL THOSE ADMINISTRATIVE THINGS YOU NEED TO PLAN AHEAD



▪ **ID and passport** - If you are an EU national, you do not need to show your national ID card or passport when you are travelling from one border-free Schengen EU country to another. However, it is still always highly recommended to take a passport or ID card with you, so you can prove your identity if needed. Schengen EU countries have the possibility of adopting national rules obliging you to hold or carry papers and documents when you are present on their territory. If you travel outside the Schengen area, make sure to check the specific requirements that apply in your case. More information:

<https://bit.ly/2OAvpfm>

Countries in the Schengen area are Austria, Belgium, Czech Republic, Denmark, Estonia, Finland, France, Germany, Greece, Hungary, Iceland, Italy, Latvia, Liechtenstein, Lithuania, Luxembourg, Malta, Netherlands, Norway, Poland, Portugal, Slovakia, Slovenia, Spain, Sweden, Switzerland.



▪ **VISA** - EU rules protect your social security rights when moving within Europe so that you can enjoy equal treatment with nationals in access to employment, working conditions and all other social and tax advantages. If you intend to work outside of the EU, check VISA conditions. Health and social protection - If you get sick or suffer an injury while travelling to an EU country, Iceland, Liechtenstein, Norway, or Switzerland, social security coordination gives you the right to necessary treatment, if you are carrying the European Health Insurance Card with you. If you travel outside the EU, make sure to take health insurance. More information:

<https://bit.ly/3dgmWbt>

### ▪ **Accommodation**

Finding a place to stay is not always easy, the key is to start ahead of time. Where and how you look for a place to live depends a lot on the country and city you move to, so it's important to get local information.

### ▪ **Bank accounts**

If you are legally resident in an EU country you are entitled to open a "basic payment account". Before you open your account, the bank should give you a document showing the most important services offered and any related fees that you might have to pay. This is known as a "fee information document". You can use it to compare the cost of accounts at different banks. Some banks will request that you provide a proof of residence to open your account. More information:

<https://bit.ly/3rZMzRY>



▪ **Transport and driving licence** - If you move to another EU country, you don't usually have to exchange your driving licence for a local one. However, you can voluntarily exchange it for an equivalent one in your new country of residence if you wish. If you move outside the EU, check the rules that apply in your host country. More about EU rules:

<https://bit.ly/2Zo7GBa>

▪ **Expat communities** - you are probably not the only foreigner living in your new city. There are several expatriates' groups around the world that can help you find accommodation, jobs, furniture, events and many useful tips such as **Just Landed** or **InterNations**. You can also find many other communities like the ones on Facebook, Couchsurfing or Meet Up, just search for the city you are moving to.



▪ **Diplomas** - You might want to get your studies recognised in another country. To make this easier, the EU has developed two credit systems that show the relative levels of credits obtained in different EU countries: **ECTS** for higher education and **ECVET** for vocational education and training. Those are "translation tools", there is no automatic EU-wide recognition of academic diplomas. You will need to go through a national procedure to get your academic degree or diploma recognised in another EU country.

To do so, contact the **ENIC/NARIC centre** in the country where you would like your diplomas assessed for "comparability". This could be your home country if you return home after your studies, or another EU country if you move there for work or further study.



# NOTES



A GUIDE FOR YOUNG PEOPLE WHO WANT  
TO HAVE A WORK EXPERIENCE ABROAD

eurodesk



This project has been funded with support from the European Commission.  
This publication reflects the views of the author, and the Commission cannot be held  
responsible for any use which may be made of the information contained therein.